

The plus for your lathe!


Tool measurement in all axes also in the rotating center (Y)

Innovative probing technology


The conical probing corpus allows you to measure any possible cutting insert with various radii and / or angles at any point of the probing corpus. You probe until both indicators show „0“. In this position, the outline of the conical probing corpus is exactly on the symmetry axis.

No other measuring equipment gives you the possibility to measure the rotating centre so simply, precisely and directly in your lathe.

Y=0 corresponds to the rotating centre. As a result, you ensure the best possible processing, achieve long lifetime and preserve best surfaces.




Y axis
Here you see Y=0




X axis
Here you see X=0

Without any further calculation, you measure your tools to the centre of the spindle, respectively X=0.

Also in Z, you can measure all tools, taking into account the length offset in your machine.



Z axis




Measure your tools in all axes - especially in Y



No other measuring equipment gives you the possibility to measure your tool to the rotating centre simply, precisely and directly in your lathe. This is made possible by our unique probing technology which we have developed specifically for the use in your lathe.

On a ball, it is impossible to precisely measure sharp turning tools. This is why the 3D Tester DREHplus has a patented conical probing corpus. With this, you directly probe the centre of the spindle, both in X axis and in Y axis.

No need for further calculations, since X = 0 and Y = 0.

 Crashed? Contact your reseller for repair service!

Delivery contains:

3D Tester incl. probe tip DREHplus, adjusting key, with factory certificate



Article No.	Description	Shank	Length	Tester
001U3T020	3D Tester DREHplus	Ø20	approx. 138 mm	Ø3,6/Ø3,2
00163T036	Probe tip DREHplus	-	approx. 34 mm	Ø3,6/Ø3,2